

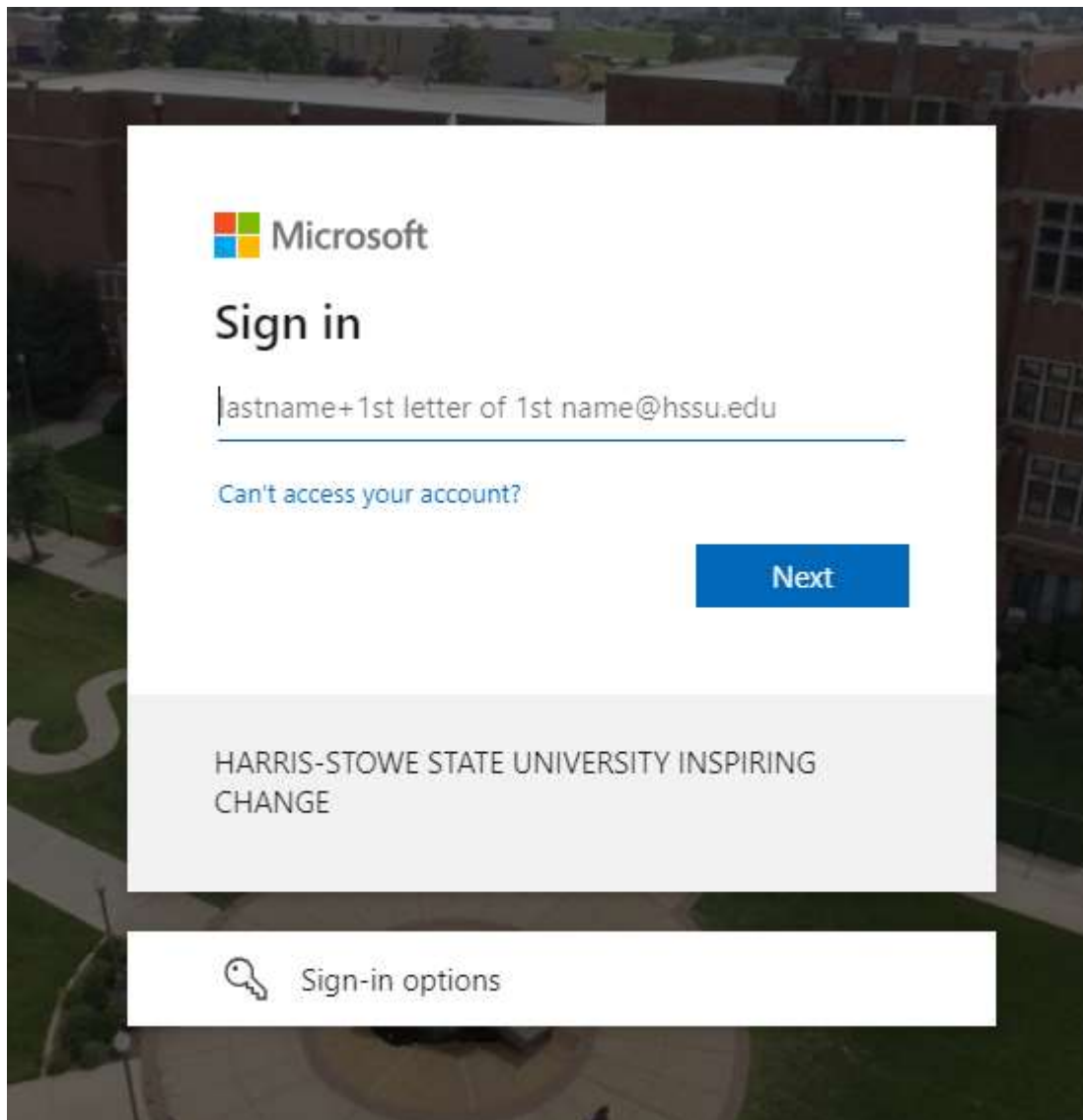
How to log in to Canvas using Single Sign-On (Computer)

To log on to Canvas using single sign-on(SSO), please follow these steps:

- Log in to MYHSSU at <https://live.hssu.edu/ics>
- Once you login, Click on “Canvas – Login” button on the left menu.

The image shows a screenshot of the MYHSSU website. On the left is a navigation menu with the following items: MYHSSU, Home (with a dropdown arrow), Student Home, Course Content, Online Meetings, Learning Tools, Add a Page (with a folder icon), Context Manager (with a document icon), Usage Statistics (with a bar chart icon), Copy Courses (with a document icon), Early Alert Messages (with a warning triangle icon), QUICK LINKS, My Pages (with a dropdown arrow), HSSU Homepage (with a link icon), Handshake (with a handshake icon), Library Catalog (with a book icon), Library Databases (with a book icon), and Canvas - Login (with a link icon). A green box highlights the 'Canvas - Login' link with the text 'This is Canvas Login link'. The main content area features the MYHSSU logo, a 'Welcome to MYHSSU!' banner, an 'Edit Content' button (with a pencil icon), and a '2023-2024 FAFSA' section. Below this is a banner that says 'TRY E-LEARNING ON YOUR MOBILE DEVICE' with an image of a smartphone displaying the Canvas mobile app interface. At the bottom, a yellow banner contains the URL 'https://my.hssu.edu/go?mobile'.

- This will take you to Microsoft login page, here you will use your HSSU/hornets email login and password, then click “Next”



- Type your email password, then click “Sign in”

Enter password

Password

[Forgot my password](#)

Sign in

If you have MFA –Multifactor authentication setup, it will ask you to verify your identity, you can choose any method listed to receive a security code, once you get the code, enter it in next screen, then click “Verify”

Verify your identity



Call +X XXXXXXXXX28




Text +X XXXXXXXXX28

[More information](#)

Are your verification methods current? Check at <https://aka.ms/mfasetup>

Cancel

Enter code

 We texted your phone +X XXXXXXXXX28. Please enter the code to sign in.

Code

Having trouble? [Sign in another way](#)

[More information](#)

Verify

Now you have an option to stay signed in, it is recommended to click “NO” if you are on a public or shared computer.

Stay signed in?

Do this to reduce the number of times you are asked to sign in.

Don't show this again


No

Yes

Now you are logged into Canvas:



Welcome to Canvas! You don't have any courses, so this page won't be very exciting for now. Once you've created or signed up for courses, you'll start to see conversations from all of your classes.



Dashboard



Hello, !



We know it's a priority to transition your institution for online learning during this time. This quick tour will show you how to:

1. Add People and Courses to Canvas
2. Quickly share Course Content and Templates with Teachers
3. Set up Video Conferencing and Other Tools
4. Find Training Resources and More Help



Admin Tour

Not Now

Start Tour

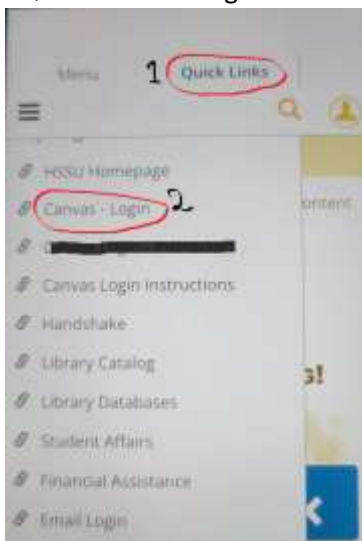
How to log in to Canvas app using Single Sign-On

To log on to Canvas app using single sign-on(SSO) on your mobile device, please follow these steps:

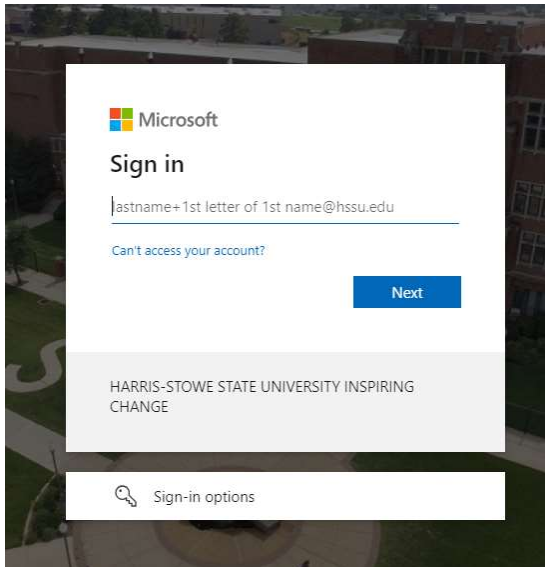
- On your mobile device, download Canvas app from your app store: [Google Play Store](#) or [Apple App store](#)
- On your mobile device, Log in to MYHSSU at <https://live.hssu.edu/ics>



- After login into MYHSSU, Click on blue button on the left to expand menu. In this menu, click on “Quick Links” on right side. Under “Quick Links” click on “Canvas – Login” button.



- This will take you to your HSSU email sign-in page:



- Type your email password, then click “Sign in”

Enter password

Password

[Forgot my password](#)

Sign in

- If you have MFA –Multifactor authentication setup, it will ask you to verify your identity, you can choose any method listed to receive a security code, once you get the code, enter it in next screen, then click “Verify”

Verify your identity



Call +X XXXXXXXXX28



Text +X XXXXXXXXX28

[More information](#)

Are your verification methods current? Check at <https://aka.ms/mfasetup>

Cancel

Enter code

🗨 We texted your phone +X XXXXXXXXX28. Please enter the code to sign in.

Code

Having trouble? [Sign in another way](#)

[More information](#)

Verify

Now you have an option to stay signed in, it is recommended to click “NO” if you are on a public or shared computer.

Stay signed in?

Do this to reduce the number of times you are asked to sign in.

Don't show this again

No

Yes

- Now you are logged into Canvas app:

